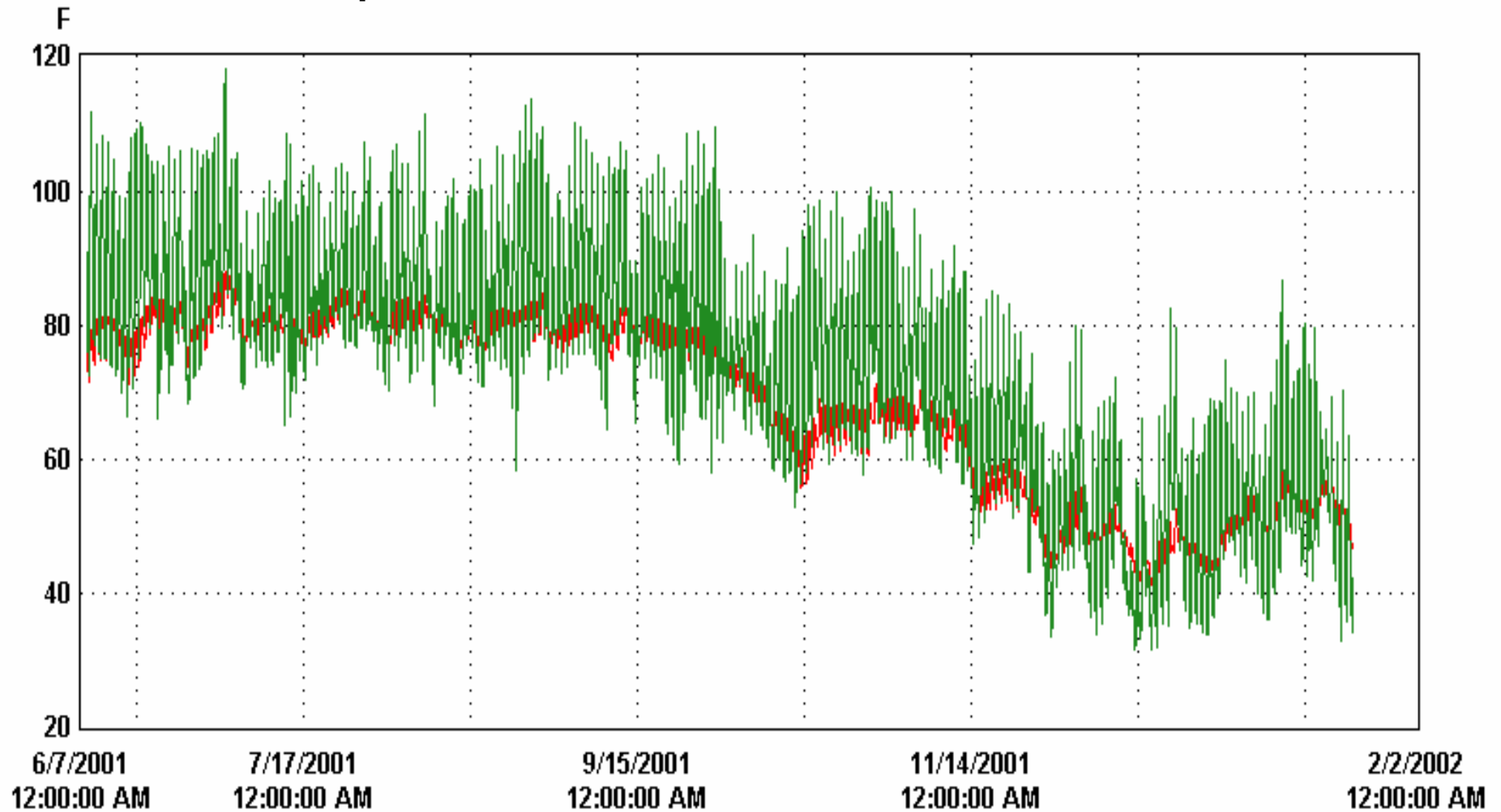


Independent Cool Cell™ Results: Tucson, Arizona



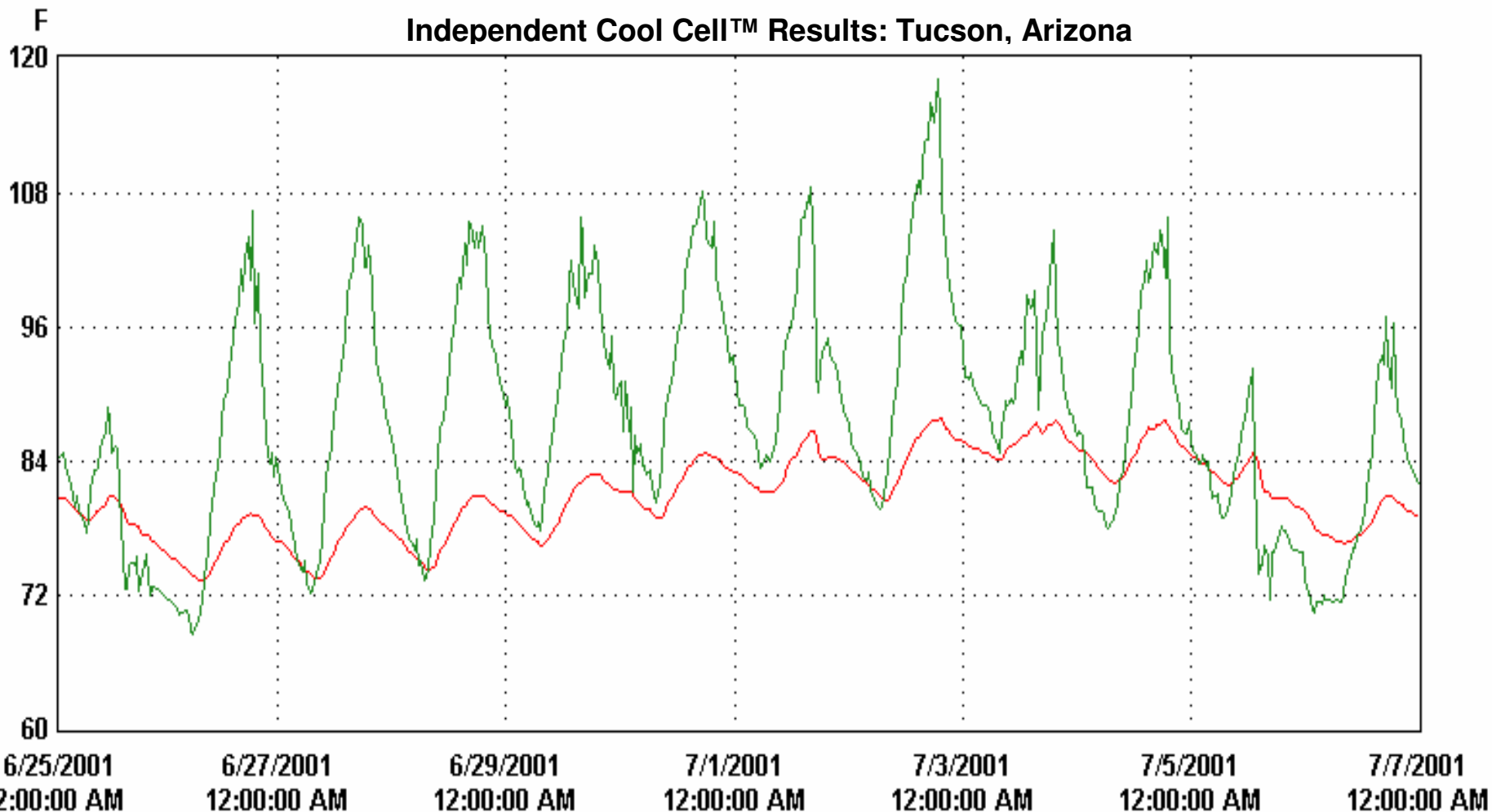
30 days/div 240 days (M/d/yyyy h:mm:ss tt)

Graph file: C:\SPECTRUM\Cray0102.spg

LN	Serial #	CH	Units	Description	Logger file	Logger description
1	10051096	1	F		C:\SPECTRUM\CC0102.SPL	Craycroft Coolcell Red = Cool Cell Temperature
2	10051096	2	F		C:\SPECTRUM\CC0102.SPL	Craycroft Coolcell Green = Ambient Air Temperature

As predicted, the Cool Cell™ is riding the lower 1/4 point of the daily ambient high and low temperature. These excellent performance results were achieved at an actual switch site in the Tucson area where daytime temperatures often reach 110°F.

Independent Cool Cell™ Results: Tucson, Arizona



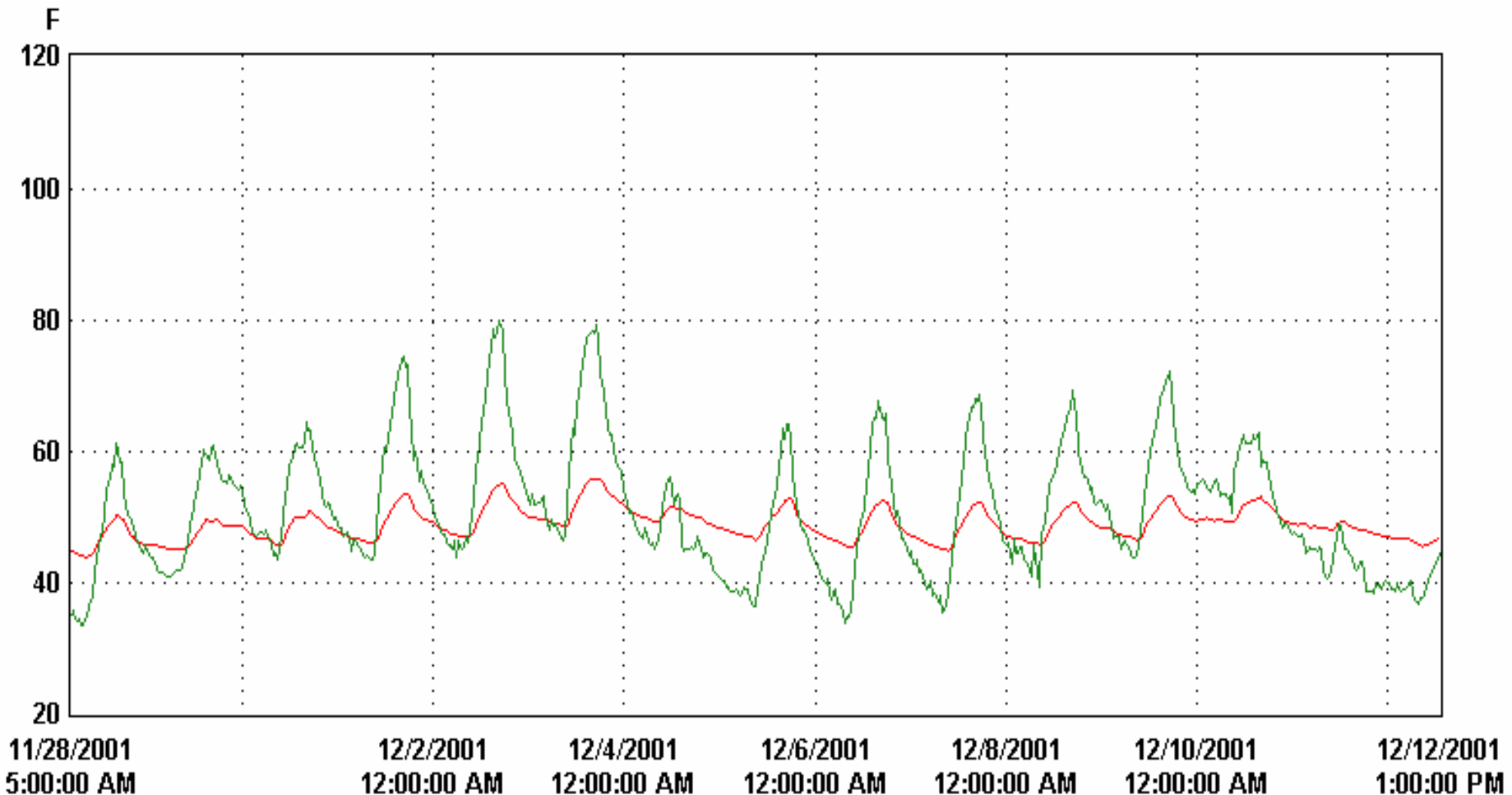
2 days/div 11 days 22:00:00 (M/d/yyyy h:mm:ss tt)

Graph file: C:\SPECTRUM\Cray0102.spg

LN	Serial #	CH	Units	Description	Logger file	Logger description
1	10051096	1	F		C:\SPECTRUM\CC0102.SPL	Craycroft Coolcell Red = Cool Cell Temperature
2	10051096	2	F		C:\SPECTRUM\CC0102.SPL	Craycroft Coolcell Green = Ambient Air Temperature

As predicted, the Cool Cell™ is riding the lower 1/4 point of the daily ambient high and low temperature. These excellent performance results were achieved at an actual switch site in the Tucson area where daytime temperatures often reach 110°F.

Independent Cool Cell™ Results: Tucson, Arizona



2 days/div 14 days 08:00:00 (M/d/yyyy h:mm:ss tt)

Graph file: C:\SPECTRUM\Cray0102.spg

LN	Serial#	CH	Units	Description	Logger file	Logger description
1	10051096	1	F		C:\SPECTRUM\CC0102.SPL	Craycroft Coolcell Red = Cool Cell Temperature
2	10051096	2	F		C:\SPECTRUM\CC0102.SPL	Craycroft Coolcell Green = Ambient Air Temperature

As predicted, the Cool Cell™ is riding the lower 1/4 point of the daily ambient high and low temperature. These excellent performance results were achieved at an actual switch site in the Tucson area where daytime temperatures often reach 110°F.